

# PRODUCT DATASHEET

## LED Value Slim Downlight 40 9W TRI8 SQ

LED VALUE SLIM DOWNLIGHT TRI CCT | Downlights



### Areas of application

- Corridors
- Entrance areas
- Foyers
- Elevators
- Retail outlets

### Product benefits

- Versatile range of sizes and tri-color options to meet various application needs
- Elegant design
- External dip switch allows for easy color selection and streamlined stock management
- Energy savings thanks to system efficacy of up to 90 lm/W
- Die-cast aluminum housing ensures reliable operation
- Low maintenance costs thanks to long lifetime

### Product features

- Color temperature: 3,000 K, 4,000 K, 6,500 K
- Available in 4-inch, 6-inch, and 8-inch sizes, with recessed round and square shapes
- Available with wattage: 9 W, 12 W, 15 W and 18 W
- Color rendering index  $R_a$ :  $> 80$
- Power factor:  $> 0.5$
- Safety compliance certificates: CB, RoHS 2.0



TECHNICAL DATA

Electrical data

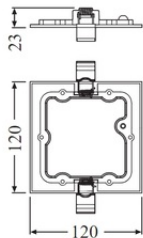
Nominal wattage	9.00 W
Nominal voltage	220...240 V
Mains frequency	50...60 Hz
Nominal current	75.000 mA
Inrush current	15 A
Inrush current time T <sub>h50</sub>	400 µs
Power factor λ	> 0.5
Protection class	II

Photometrical data

Luminous flux	620 ... 720 lm
Luminous efficacy	68 lm/W / 82 lm/W / 75 lm/W
Color temperature	3000...6500 K
Light color (designation)	Warm White / Cool White / Daylight
Color rendering index Ra	> 80
Standard deviation of color matching	≤6 sdc <sub>m</sub>
Photobiological safety group acc. to EN62778	RG0
Beam angle	120 °

Dimensions & Weight

Length	120.00 mm
Width	120.00 mm
Height	23.00 mm
Product weight	150.00 g



LDVAL SlimDL TRI SQ 40

## Materials &amp; Colors

Product color	White
Housing color	White
Body material	Aluminum
Cover material	Polymethylmethacrylate (PMMA)
Light emitting surface material	Polystyrene
Glow Wire Test according to IEC 60695-2-12	650 °C
Mercury content	0.0 mg

## Application &amp; Mounting

Ambient temperature range	-10...+50 °C
Temperature range at storage	-20...+80 °C
Type of protection	IP20
Dimmable	No
Mounting type	Recessed
Mounting location	Ceiling
Application environment	Indoor
Mounting diameter	105.00 mm
Mounting depth	30 mm
With light source	Yes
Replaceable light source	No

## Lifespan

Lifespan L70/B50 at 25 °C	30000 h <sup>1)</sup>
Number of switching cycles	25000

<sup>1)</sup> t[h]: L70 / B50 @ 25 °C (Ta), t[h]: L80 / B10 @ 25 °C (Ta), t[h]: L90 / B10 @ 25 °C (Ta)


## Certificates &amp; Standards


Standards	CB / RoHS
Luminaire with limited surface temperature, "D sign"	No
Ball shot safe	No
Replaceable light source (EPREL)	Not replaceable

## Additional product data

Number of illuminants	Not relevant
-----------------------	--------------

DOWNLOAD DATA

Documents and certificates		Document name
	User instruction / safety instructions	LDVAL SLIMDL TRI COLOR

Photometric and lighting design files		Document name
	IES file (IES)	LDVAL SlimDL 40 SQ 9W TRI8 20X1 EN LEDV

LOGISTICAL DATA

Product code	Packaging unit (Pieces/Unit)	Dimensions (length x width x height)	Gross weight	Volume
4099854116056	Folding box 1	162 mm x 47 mm x 125 mm	200.00 g	0.95 dm³
4099854116063	Shipping box 20	338 mm x 253 mm x 266 mm	4405.00 g	22.75 dm³

The mentioned product code describes the smallest quantity unit which can be ordered. One shipping unit can contain one or more single products. When placing an order, for the quantity please enter single or multiples of a shipping unit.

DISCLAIMER

Subject to change without notice. Errors and omission excepted. Always make sure to use the most recent release.