

PRODUCT DATASHEET

L 15 W/840

LUMILUX® T8 | Tubular fluorescent lamps 26 mm, with G13 bases



Areas of application

- Public buildings
- Office lighting
- Industry
- Shops
- Supermarkets and department stores
- Street lighting
- Outdoor applications only in suitable luminaires

Product benefits

- Proven lamp technology

Product features

- Very good lumen maintenance: 90 % throughout the service lifetime of the lamp
- Good color rendering index
- Dimmable



TECHNICAL DATA

Electrical data

Nominal wattage	15 W
Construction wattage	14.90 W
Nominal voltage	55 V
Nominal current	0.31 A

Photometrical data

Luminous flux	950 lm
Luminous efficacy	64 lm/W
Light color (designation)	LUMILUX Cool White
Color temperature	4000 K
Color rendering index Ra	≥80
Light color	840
Rated LLMF at 2,000 h	0.96
Rated LLMF at 4,000 h	0.94
Rated LLMF at 6,000 h	0.92
Rated LLMF at 8,000 h	0.91
Rated LLMF at 12,000 h	0.91
Rated LLMF at 16,000 h	0.90
Rated LLMF at 20,000 h	0.89



349615_FL_840

Dimensions & Weight

Overall length	451.60 mm
Length with base excl. base pins/connection	438,00 mm
Diameter	26,0 mm
Tube diameter	26 mm

Product weight	60.00 g
----------------	---------

Lifespan

Service life	16000 h ¹⁾
Rated lamp survival factor at 2,000 h	0.99
Rated lamp survival factor at 4,000 h	0.99
Rated lamp survival factor at 6,000 h	0.99
Rated lamp survival factor at 8,000 h	0.99
Rated lamp survival factor at 12,000 h	0.99
Rated lamp survival factor at 16,000	0.90
Rated lamp survival factor at 20,000 h	0.50
Lifespan B50	20000 h

¹⁾ With preheat ECG

Additional product data

Base (standard designation)	G13
Mercury content	3.0 mg

Capabilities

Dimmable	Yes
----------	-----

Certificates & Standards

Energy efficiency class	G
Energy consumption	15.00 kWh/1000h

Country-specific categorizations

ILCOS	FD-15/840-E-G13-26/438
Order reference	L 15W/840

Energy labelling regulation data acc EU 2019/2015



Lighting technology used	OTHER_FL
Non-directional or directional	NDLS
Mains or non-mains	NMLS
Light source cap-type (or other electric interface)	G13
Connected light source (CLS)	No
Color-tuneable light source	No


Envelope	No
High luminance light source	No
Anti-glare shield	No
Correlated colour temperature type	SINGLE_VALUE
Claim of equivalent power	No
Length	451.60 mm
Height	26,0 mm
Width	26,0 mm
Chromaticity coordinate x	0,380
Chromaticity coordinate y	0,380
Beam angle correspondence	SPHERE_360
EPREL ID	546354,1215992
Model number	AC34141,AC42498

Safety advice

– In case of lamp breakage: www.ledvance.com/brokenlamp

DOWNLOAD DATA

Documents and certificates		Document name
	Declarations of conformity	EC Declaration of Conformity - 2021 9C1-4071456-EN-01 - T8
	Declarations of conformity	L 15W T8

Photometric and lighting design files		Document name
	Spectral power distribution	349615_FL_840

LOGISTICAL DATA

Product code	Packaging unit (Pieces/Unit)	Dimensions (length x width x height)	Gross weight	Volume
4008321064325	Sleeve 1	28 mm x 36 mm x 496 mm	81.00 g	0.50 dm ³
4008321064332	Shipping box 10	523 mm x 175 mm x 67 mm	1064.00 g	6.13 dm ³

The mentioned product code describes the smallest quantity unit which can be ordered. One shipping unit can contain one or more single products.

When placing an order, for the quantity please enter single or multiples of a shipping unit.

DISCLAIMER

Subject to change without notice. Errors and omission excepted. Always make sure to use the most recent release.