

# PRODUCT DATASHEET

## LED PFM DL 8 W 4000 K On/Off

LED PERFORMANCE DOWNLIGHT G2 | LED downlight luminaires



### Areas of application

- Offices
- Shopping malls
- Retail
- Hospitality

### Product benefits

- Stylish design
- Die-cast aluminum housing for improved heat dissipation
- Good glare reduction (UGR < 19) and cut off angle up to 30° for comfortable indoor lighting
- External driver design allows for flexible change of control gear
- Low maintenance and operation costs due to long lifetime of LED
- Can be wireless controlled via cooperating with LEDVANCE LMS Bridge Superior
- Type of protection: IP54 (room side) provides additional protection against humidity

### Product features

- Available with color temperature: 3,000 K, 4,000 K, 6,500 K
- Color rendering index  $R_a$ : > 80
- Initial color consistency: < 5 SDCM
- Long lifetime up to 50,000 h
- Available with diameter: 4 inch, 6 inch and 8 inch
- Available with wattage: 8 W, 11 W, 14 W, 17 W and 21 W



- Available with version: on/off switch, 1-10 V dimmable and DALI dimmable

TECHNICAL DATA

Electrical data

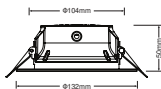
Nominal wattage	8.00 W
Nominal voltage	220...240 V
Mains frequency	50...60 Hz
Power factor $\lambda$	0.90
Total harmonic distortion	< 20 %
Protection class	II
Operating mode	External LED driver

Photometrical data

Luminous flux	960 lm
Luminous efficacy	120 lm/W
Color temperature	4000 K
Light color (designation)	Cool White
Color rendering index Ra	80
Standard deviation of color matching	≤5 sdc <sub>m</sub>
Beam angle	65 °

Dimensions & Weight

Diameter	132.00 mm
Height	50.00 mm
Product weight	230.00 g



LDPFM DL

Materials & Colors

Product color	Gray
Housing color	Gray
Body material	Metal
Cover material	Polymethylmethacrylate (PMMA)

Mercury content	0.0 mg
-----------------	--------

Application & Mounting

Ambient temperature range	-20...+45 °C
Temperature range at storage	-20...+70 °C
Type of connection	Cable, 2-pole
Type of protection	IP54/IP20
Dimmable	No
Mounting type	Recessed
Mounting location	Ceiling
Application environment	Indoor
Mounting diameter	105.0...115.0 mm
Mounting depth	≥ 30 mm
Replaceable light source	No

Lifespan


Lifespan L70/B50 at 25 °C	50000 h <sup>1)</sup>
Number of switching cycles	30000


1) t[h]: L70 / B50 @ 25 °C (Ta), t[h]: L80 / B10 @ 25 °C (Ta), t[h]: L90 / B10 @ 25 °C (Ta)

Certificates & Standards

Replaceable light source (EPREL)	Not replaceable
----------------------------------	-----------------

DOWNLOAD DATA

Documents and certificates		Document name
	User instruction / safety instructions	LED PERFORMANCE DOWNLIGHT G2

Photometric and lighting design files		Document name
	IES file (IES)	LDPFM DL 105 8W 840 G2

LOGISTICAL DATA

Product code	Packaging unit (Pieces/Unit)	Dimensions (length x width x height)	Gross weight	Volume
4058075347519	Folding box 1	174 mm x 74 mm x 177 mm	347.00 g	2.28 dm³

Product code	Packaging unit (Pieces/Unit)	Dimensions (length x width x height)	Gross weight	Volume
4058075347526	Shipping box 30	543 mm x 390 mm x 385 mm	11542.00 g	81.53 dm³

The mentioned product code describes the smallest quantity unit which can be ordered. One shipping unit can contain one or more single products. When placing an order, for the quantity please enter single or multiples of a shipping unit.

DISCLAIMER

Subject to change without notice. Errors and omission excepted. Always make sure to use the most recent release.